


# Bremerton School District 100-C

WELCOME TO THE  
BREMERTON SCHOOL DISTRICT  
SKYPORT PORTAL



SKYWARD®

BREMERTON SCHOOL DISTRICT

Login ID:

Password:

[Sign In](#)

[Forgot your Login/Password?](#)

05.18.10.00.02-11.7

Login Area: Family/Student Access ▼

## Family Access Instructions and Guidelines

This manual contains information for Parents and Guardians wishing to access student information over the Internet



## ***Bremerton School District – Family Access***

Family Access is now available for all Bremerton School District parents and guardians!

Bremerton School District dedicates this site to those parents and guardians who want to be even more involved with their child's education. With the Skyward Family Access web program, you now have the capability to review your child's progress with just a "Point and Click" from the comfort of your computer.

Parents and guardians, like you, have access to their students' attendance, schedule, grades, and additional student information. Other features include reviewing your login history, e-mailing teachers, viewing course offerings and submitting your own e-mail address so teachers may contact you. You may even submit absence notifications, so you won't have to worry about sending an excuse note for an absence. Family Access may also be used to register new students or update demographic information at the beginning of the school year.

There is no need to wait until parent-teacher conferences; with this up-to-the-minute information, you can be a more proactive member of your student's educational team.

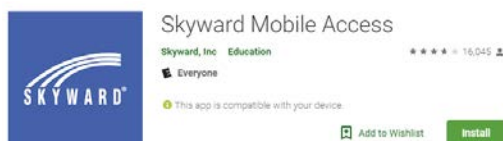
We welcome you to Family Access, and hope you will find this application an important part of your ongoing relationship with the Bremerton School District.

## Getting Started

To access this service, parents must have Internet access at home, work, or the local library. If you are a parent or guardian and would like to use this tool, you may stop at the office of your child's school or at the District Office to sign up for an account. Your account will allow you to view all your students enrolled in Bremerton School District. **Please have a picture ID ready when you sign up for your account.**

Once you have your Login ID and password, visit <http://family.bremerton.wa-k12.net> or you may go to the District Web page at [www.bremertonschools.org](http://www.bremertonschools.org) and follow the links to "Skyward Family Access". Once you enter the address or use one of the links, you will be directed to the Family Access web site. Once there, you can bookmark the site or add it to your favorites so you can find it again.

A limited version of Family Access is also available from the Skyward Mobile Access application available in your smartphone's application store.



Your new Login ID and password should work flawlessly, but in the event you have a problem with your account, you can call the Family Access Help Desk at 473-1076. A staff member will be available to help you. However, we will not provide password information over the phone for security reasons.

If you forget or lose your Login ID or password, please contact the office of your child's school or the Family Access Help Desk at 473-1076 for further instructions. If your email address is already on file, you can click the "Forgot your Login/Password?" link on the Sign In page to reset your information.

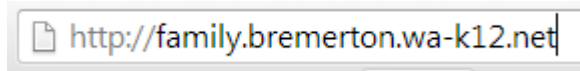
If you notice any incorrect information on your child's records, please contact the office of the school which they attend to correct the information. Information accessible through Family Access may vary from school to school.

With the help of this booklet, you will find Family Access is a very easy tool to use!

***Please note: The Bremerton School District does not support off-site technology or software applications. For specific computer or software problems, please consult your computer dealer or software vendor.***

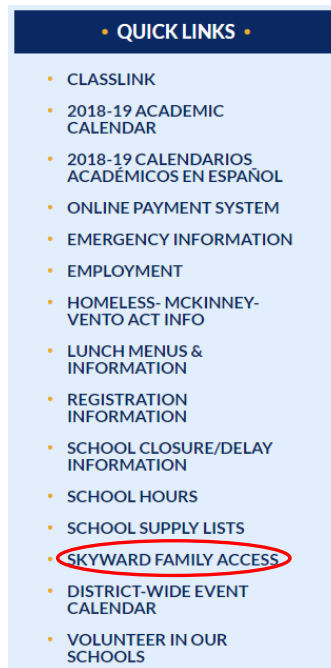
## Logging into Family Access

To begin, please enter the following URL into your web browser:



OR

Go to the Bremerton School District web page and click on the link found in the list of Quick Links towards the bottom right hand side of the screen.

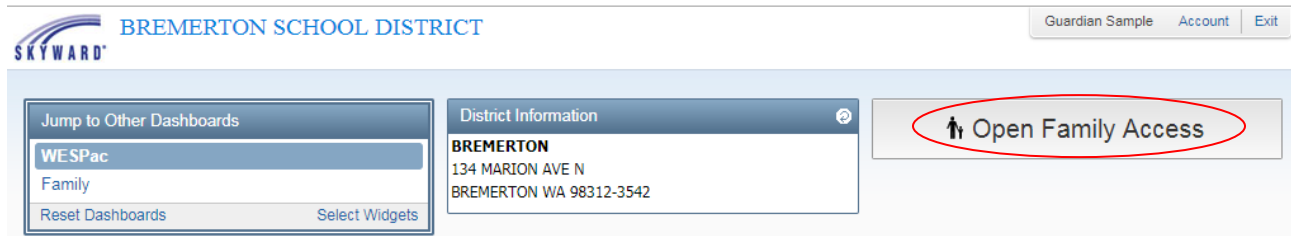


Enter your Login ID and Password, as provided by the office of your child's school or the District Office. *Tip: You may need to enable popups for this site in order to Sign In.*

A screenshot of the Skyward login portal. At the top, it says 'WELCOME TO THE BREMERTON SCHOOL DISTRICT SKYPORT PORTAL'. Below this is the Skyward logo and 'BREMERTON SCHOOL DISTRICT'. The main section contains a login form with fields for 'Login ID:' and 'Password:'. There is a 'Sign In' button and a link for 'Forgot your Login/Password?'. At the bottom, there is a 'Login Area:' dropdown menu set to 'Family/Student Access' and a version number '05.18.10.00.02-11.7'.

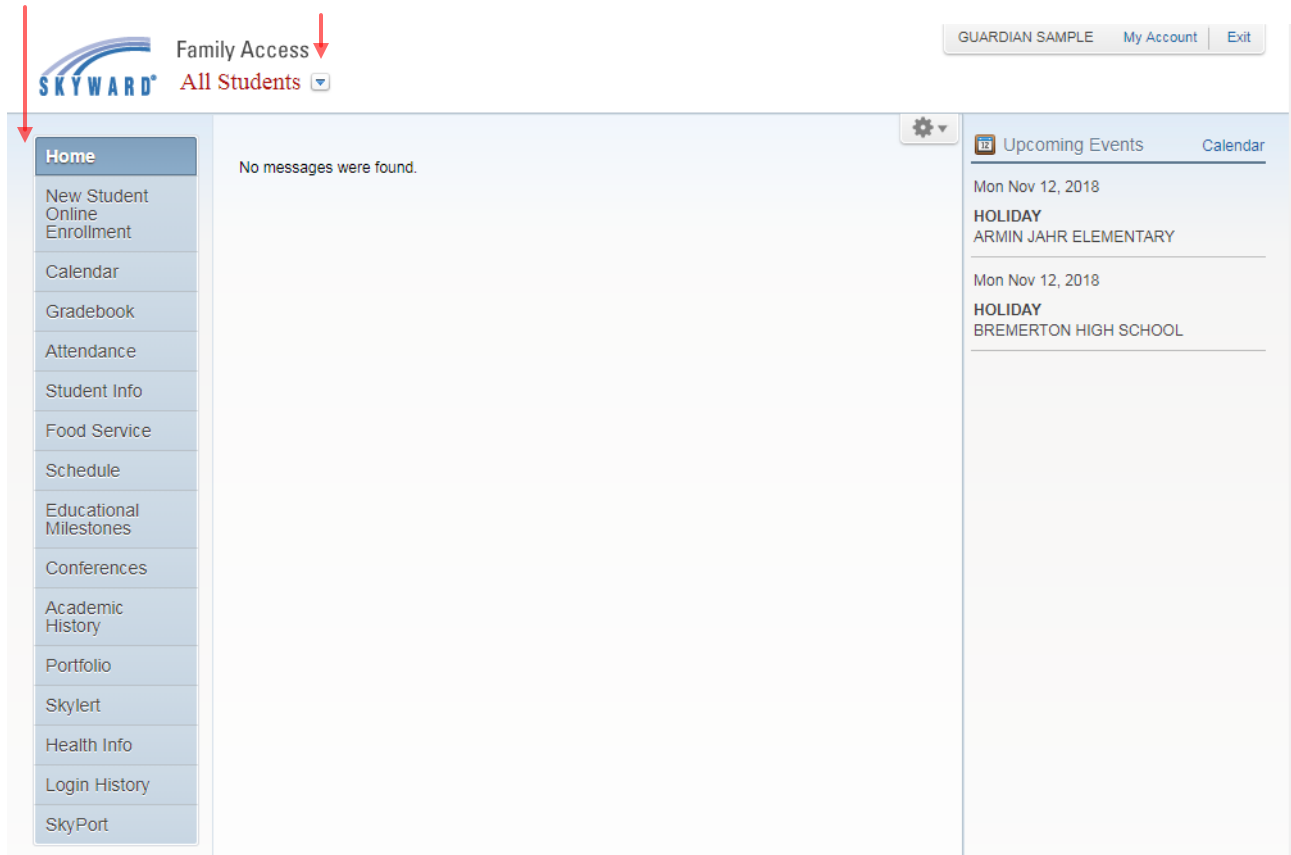
# Navigating in Family Access

From your dashboard, click on **Open Family Access** on the top right.



If you have more than one student in the district, use the drop-down list in the **Student Information Bar** to navigate between each student's information. You may also edit account information and sign up for Email Notifications using the **My Account** link. You have the option of providing an e-mail address, which will be kept confidential and only used to help the District communicate important student information. You may select any of applications from the **Applications Menu** on the left.

*Applications Menu    Student Information Bar*



## Applications in Family Access

*Depending on your child's school/grade level, you may see different options from this guide on your Applications Menu.*

- *Home\**
  - Access other applications, view the Message Center messages from teachers, and view Upcoming Events.
- *New Student Online Enrollment*
  - Use this application to enroll new siblings to the district.
- *Annual Demographic Update*
  - This application may appear at the beginning of the school year. It allows you to update demographic information such as phone numbers, addresses, and emergency contacts, and fill out yearly forms.
- *Calendar\**
  - See your student's absences, tardies, Gradebook Assignments/Events and Grades earned, Message Center messages, Activity Events, Notes, and school day information.
- *Gradebook\**
  - Navigate through your student's Grades and Missing Assignments.
  - Click the teacher's name to view their email address.
- *Attendance\**
  - View the student's tardies and absences.
  - Click the *Absence Requests* link to notify the school of an upcoming absence.
- *Student Information\**
  - Displays the student's demographic, family, and emergency information.
  - Request changes to guardian phone numbers and email address at any time.
- *Food Service\**
  - Navigate through your student's Account Balance, Payments, and Purchases.
  - Click *Make a Payment* to pay for your student's lunches with a credit card.
  - Submit an Application for Free or Reduced lunch by clicking the *Applications* link.
- *Schedule\**
  - View the Current Term or Current Year schedule.
  - Request classes for the upcoming school year if available.

- *Test Scores*
  - View test scores that your school district entered. These are usually standardized or diagnostic assessments (for example, SBAC) and not tests and quizzes relating to a specific class.
- *Activities\**
  - Allows you to view the student's Activities (for example, softball).
- *Educational Milestones*
  - View your student's assigned and completed Educational Milestones. Educational Milestones are typically non-coursework requirements that the student must complete in order to graduate.
- *Conferences\**
  - View or schedule a conference with your student's teacher.
- *Academic History*
  - View your student's grade history.
- *Portfolio\**
  - Allows you to view electronic copies of documents that the school has added to the student's Portfolio, including High School Report Cards. Click on an attachment to view it. Students and Guardians cannot add documents to the Portfolio at this time.
- *Skylert*
  - Manage Skylert subscriptions to receive General, Emergency, and/or Attendance notifications from the school.
- *Health Information*
  - Displays your student's health records and vaccinations.
- *Login History*
  - See a record of your past logins. Students cannot see their guardian's login history and guardians cannot see their student's login history.
- *Skyport*
  - Return to the dashboard.
  - Select Widgets to display a quick view of information such as Calendar Events, Food Service Balance, or Student's Schedules.

*\*Starred applications are also available in Skyward Mobile Access.*

## Frequently Asked Questions...

**Q ~ Why should I use Family Access?**

**A ~** Family Access is a web based tool designed to enhance parent-school communication; your use of the Family Access web site is voluntary.

**Q ~ Can other people see my child's information on Family Access?**

**A ~** Family Access is protected by your Login ID and password. As long as you keep this information safe, no one else will be able to access your child's personal information.

**Q ~ Does Family Access cost money or is there a fee for this service?**

**A ~** Family Access is provided free as a service of the Bremerton School District.

**Q ~ I can't get Family Access to work on my computer; what should I do?**

**A ~** Family Access is a web-based product, so it should work like any other web based application. In rare instances, the Family Access server may be down, so please try again at a later time. If you are still having problems call us at 473-1076 and we will try to help you.

*Please note:* The Bremerton School District does not support off-site technology or software applications; for computer or software problems other than Skyward Family Access, please consult your computer dealer or software vendor.

**Q ~ Are all of the Bremerton schools on Family Access?**

**A ~** Yes, but to differing degrees. All of our buildings have attendance and demographic information available. Other information will vary from school to school as the technology becomes available.

**Q ~ I have lost my password and user name, what should I do?**

**A ~** For assistance with the process for obtaining a new account, you can visit the school building or District Office, or call us at 473-1076. If your email is already on file, click the "Forgot your Login/Password?" link on the Sign In page.

**Q ~ With all the talk about Internet safety and security, how do I know Family Access is safe?**

**A ~** Family Access uses Secured Socket Layer (SSL) encryption as the security layer for data presented on the Web. This is the same encryption system used by sites that accept credit card numbers and other personal data that must be secure. The District's Family Access Administrator is responsible for setting security and access to a student's record, as determined by District policy. Each individual, whether student, parent, guardian or staff member, must be given a username and password and be designated as a member of a household linked to a student in order to access Family Access information.

**Q ~ What student records are displayed in Family Access, and how long are they kept?**

**A ~** Bremerton School District displays the following records in Family Access depending on your child's school/grade level; the length of time they are retained is shown in parenthesis. Some common tabs in the Applications Menu are:

- Student demographic information (retained and kept current on Family Access as long as your student is enrolled in the Bremerton School District; kept on file as per state law)
- Gradebook data (current year available to view)
- Attendance data (current year available to view; kept on file as per state law)
- Schedule (current year available to view)